



H1 2024 Interim Financials

September 4, 2024

**Changing the Treatment
Paradigm for Patients with Iron
Deficiency Anemia**



Disclaimer

These slides have been prepared by Shield Therapeutics plc (the "Company") solely for your information and for use at a presentation for the purpose of providing background information on the Company, its business and the industry in which it operates. For the purposes of this notice, "presentation" means these slides, any oral presentation, any question-and-answer session and any written or oral material discussed or distributed during the presentation meeting. This presentation has not been approved by the United Kingdom Listing Authority under the Prospectus Rules (made under Part VI of the Financial Services and Markets Act 2000, as amended) or otherwise, or by the London Stock Exchange plc. This presentation has not been independently verified and no representation or warranty, express or implied, is made or given by or on behalf of the Company or any of its subsidiaries or subsidiary undertakings, or any of such person's respective directors, officers, partners, employees, agents, affiliates or advisers, as to, and no reliance may be placed for any purpose whatsoever on the information or opinions contained in this presentation or on the completeness, accuracy or fairness thereof.

This presentation does not constitute or form part of, and should not be construed as, any offer, invitation or recommendation to purchase, sell or subscribe for any securities of the Company in any jurisdiction and neither the issue of this presentation nor anything contained herein shall form the basis of or be relied upon in connection with, or act as an inducement to enter into, any investment activity. This presentation does not purport to contain all of the information that may be required to evaluate any investment in the Company or any of its securities and should not be relied upon to form the basis of, or be relied on in connection with, any contract or commitment or investment decision whatsoever. This presentation is intended to present background information on the Company, its business and the industry in which it operates and is not intended to provide complete disclosure upon which an investment decision could be made. The merit and suitability of an investment in the Company should be independently evaluated and any person considering such an investment in the Company is advised to obtain independent advice as to the legal, tax, accounting, financial, credit and other related advice prior to making an investment.

No undertaking, representation, warranty or other assurance, express or implied, is or will be made or given by or on behalf of the Company or any of its subsidiary or subsidiary undertakings, or any of such person's respective directors, officers, partners, employees, agents, affiliates or advisers or any other person as to the accuracy or completeness of the information or opinions contained in this presentation and no responsibility or liability is accepted by any such person for any such information or opinions or for any errors, omissions or misstatements, negligent or otherwise, nor for any other communication written or otherwise. All information in this presentation is subject to verification, correction, completion and change without notice. None of the Company or any of its subsidiary or subsidiary undertakings, or any of such person's respective directors, officers, partners, employees, agents, affiliates or advisers, undertakes any obligation to amend, correct or update this presentation or to provide the recipient with access to any additional information that may arise in connection with it.

The statements contained in this presentation may include "forward-looking statements" that express expectations as to future events or results. Forward-looking statements can be identified by the use of forward-looking terminology, including the terms "believes", "estimates", "anticipates", "projects", "expects", "intends", "may", "will", "seeks" or "should" or, in each case, their negative or other variations or comparable terminology, or by discussions of strategy, plans, objectives, goals, future events or intentions. These statements are based on current expectations and involve risk and uncertainty because they relate to events and depend upon circumstances that may or may not occur in the future. There are a number of factors which could cause actual results or developments to differ materially from those expressed or implied by such forward-looking statements. Any of the assumptions underlying forward-looking statements could prove inaccurate or incorrect and therefore any results contemplated in forward-looking statements may not actually be achieved. Nothing contained in this presentation should be construed as a profit forecast or profit estimate. Investors and any other recipients of such communications are cautioned not to place reliance on any forward-looking statements. The Company undertakes no obligation to update or revise (publicly or otherwise) any forward-looking statement, whether as a result of new information, future events or other circumstances.

To the extent available, the data contained in this presentation has come from official or third-party sources. Third party industry publications, studies and surveys generally state that the data contained therein have been obtained from sources believed to be reliable, but that there is no guarantee of the accuracy or completeness of such data. While the Company believes that each of these publications, studies and surveys has been prepared by a reputable source, the Company has not independently verified the data contained therein. In addition, certain of the data contained in this presentation come from the Company's own internal research and estimates based on the knowledge and experience of the Company's management in the market in which the Company operates. While the Company believes that such research and estimates are reasonable and reliable, they, and their underlying methodology and assumptions, have not been verified by any independent source for accuracy or completeness and are subject to change without notice. Accordingly, undue reliance should not be placed on any of the data contained in this presentation. This presentation should not be copied or distributed by recipients and, in particular, should not be distributed by any means, including electronic transmission, to persons with addresses in the United States of America, Canada, Australia, South Africa or Japan, their possessions or territories or to any citizens thereof, or to any corporation, partnership or such entity created or organised under the laws thereof, or any other jurisdiction, where such distribution is unlawful. Any such distribution contrary to the above could result in a violation of the laws of such jurisdictions.

This presentation is confidential and is being supplied to you solely for your information and may not be reproduced, re-distributed or passed on, directly or indirectly, to any other person or published in whole or in part for any purpose. By attending the meeting where this presentation is made or by accepting a copy of this presentation, you agree to be bound by the limitations and restrictions set out above.

Shield Therapeutics

Fast Growing, Mission Driven, Speciality Pharmaceutical Company

Vast market opportunity in iron deficiency replacement therapy market. Traditional oral irons often lead to discontinuation due to intolerable GI side effects or insufficient efficacy¹

ACCRUFer®/FeRACCRU® (ferric maltol), is the only FDA approved oral iron broadly indicated for use in adults suffering from iron deficiency, with or without anaemia. Also approved by EMA and Health Canada.

Experienced Executive Team with extensive US commercialization expertise

Viatrix co-commercialisation agreement has catalysed commercial expansion, resources and growth for ACCRUFer®

Peak revenue potential of ACCRUFer® of ~\$450M²

Strong IP through 2035



1. Stallmach A, Büning C. Ferric maltol (ST10): a novel oral iron supplement for the treatment of iron deficiency anemia in inflammatory bowel disease. Expert Opin Pharmacother. 2015;16(18):2859-2867. doi:10.1517/14656566.2015.1096929

2. Shield management estimate

Management team



Anders Lundstrom
CEO*



Santosh Shanbhag
CFO



Lucy Huntington-Bailey
General Counsel



Andy Hurley
Chief Commercial Officer



David Childs
VP, Manufacturing and
Strategic Alliance



Dr. Jackie Mitchell
VP, Quality, Clinical and
Regulatory Affairs



*Board Member and Interim CEO

Iron Deficiency without & with Anaemia (ID/IDA)

A highly prevalent and serious condition

Significant impact on **quality of life**

Symptoms include **extreme fatigue, headache, vertigo, numbness in extremities, cognitive impairment**

Prevalence is **highest in women of childbearing age and patients with inflammatory conditions.**¹

Caused by **malnutrition, malabsorption, or bleeding**

The New York Times

IRON DEFICIENCY NEWS

Oct 23 -- More Than a Third of Women Under 50 Are Iron-Deficient,



Women's Health

- Menorrhagia
- Pregnancy
- Uterine Fibroids



Inflammatory bowel disease


- Crohn's disease
- Ulcerative colitis



Chronic kidney disease

1. Cappellini MD, Musallam KM, Taher AT. Iron deficiency anemia revisited. J Intern Med. 2020;287(2):153-170. doi:10.1111/joim.13004

Universal problem: HCP's are struggling to treat IDA because patients can't tolerate the GI side effects of oral iron salts



Oral ferrous salts dissociate in the stomach. Unabsorbed iron (Fe⁺) generates reactive oxidative species (**ROS**), causing irritation and damage to the intestinal lining **and gastrointestinal (GI) side effects**

Up to 70% of patients can experience GI related side effects^{1,2} including bloating, dark stool, nausea distention

Patients comment: “Side effects of oral iron worse than the symptoms of IDA”

Up to 60% of patients will discontinue treatment with ferrous (iron) salts primarily due to GI adverse events and lack of effectiveness³

1. DeLoughery TG. Safety of oral and intravenous iron. Acta Haematol. 2019;142(1):8-12. doi:10.1159/000496966.

2. Tolkien Z, Stecher L, Mander AP, Pereira DIA, Powell JJ. Ferrous sulfate supplementation causes significant gastrointestinal side-effects in adults: a systematic review and meta-analysis. PLoS One.

3. Cancelo-Hidalgo MJ, et al. Curr Med Res Opin. 2013;29(4):291-303

ACCRUFerR[®] designed for efficacy and tolerability

Unique MOA (mechanism of action) Shields and Delivers Elemental Iron to the Small Intestine ^{1,2}

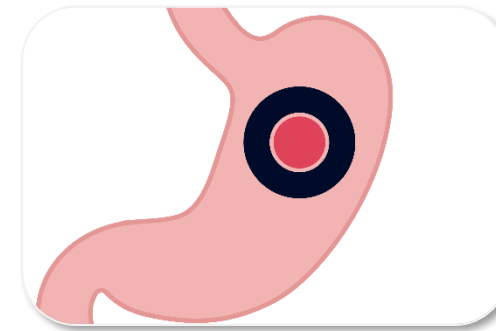
Proprietary Formulation

ACCRUFerR[®] is formulated in a maltol complex vs. traditional oral irons, provided in ferrous-based formulations

Low iron dose


60 mg of elemental iron is delivered by ACCRUFerR[®] daily

ACCRUFerR[®] remains tightly bound in the stomach



The maltol shield protects iron from the stomach, remaining tightly bound as it passes through

Dissociates upon uptake in the duodenum



Iron remains bioavailable, chelated, and ready to replenish iron stores.

Excess iron is excreted in the stool


1. ACCRUFerR[™] is dosed at 30mg BID, MOA = mechanism of action
2. ACCRUFerR[®] (ferric maltol) [Prescribing Information]. Austin, TX: Shield Therapeutics, 2019. Revised 02/22.
3. Shield graphic for illustrative purposes only

Significant window of opportunity exists for ACCRUFeR[®]



Oral Iron

93% ferrous salts



IV Iron

**Iron replacement that patients
will actually take**
*A well tolerated oral iron that
effectively normalizes and maintains
Hb, ferritin, and TSAT levels¹*

1. Data from AEGIS 1 and 2 study.

Global partnerships continue to progress

Deals include upfronts, milestones & double-digit royalties



United States

Co-Commercial Agreement, Dec. 2022
100-person combined sales team in place

\$30m in available sales milestones



EU+¹

Currently commercialized across Europe

Royalties and milestone payment upon approval for Pediatrics in EU



Canada

Approved by Health Canada in August 2024

Revenue-based milestone payments and Double-digit royalties on net sales



Republic of Korea

Filed for approval; Pending successful review, approval anticipated in 2025

Mid-teens royalties on net sales



China +²

Phase 3 Study ongoing
Approval expected in H2 2026

**Approval Milestone
Double-digit royalties on net sales**

Shield will continue to evaluate further partnerships in selected geographies

¹ Norgine: European Union, UK, Norway, Australia, New Zealand, other non-EU Countries

² ASK Pharma: China, Hong Kong, Macau, Taiwan

Our Commercial Partnership Mission



To make ACCRUFER® the oral iron of choice in the US



A significant market, ripe for innovative disruption



~20 MILLION

Estimated number of iron deficient individuals with and without anaemia in the US*

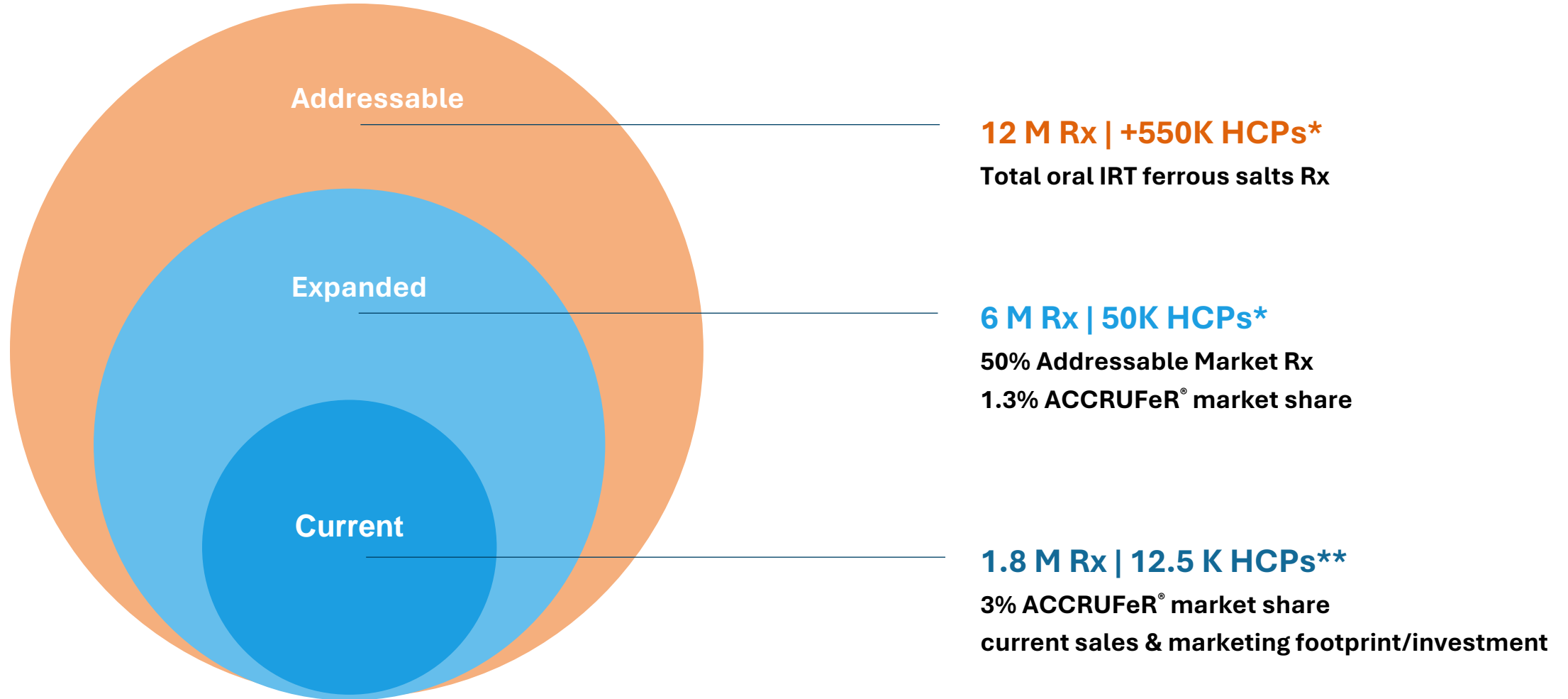
Large, defined market:

- ✓ ~12M prescriptions per year
- ✓ >85% of prescriptions written by GP's and OB/GYN

Unsatisfied market driven by gastrointestinal related adverse events

Little to no innovation among oral iron therapies over past decade

Total prescription oral iron replacement therapy (IRT) market



*2023 Rx Data IQVIA Xponent PlanTrak + consignment

**Q3 2024 ACCRUFeR® targets FY 2023 Rx; Market share based on ACCRUFeR®, ferrous sulfate, integra, ferralet, proferrin, ironspan, slow Fe+, iron combo product, and other ferrous elemental irons

2024 business priorities

**Growth in
ACCRUFer®
Revenues, TRx &
Gross to Net
H1 2024**

\$11M ACCRUFer® Net Revenues
3.5x increase vs. H1 23

c. 65,200 TRx
*25% quarterly growth following field
expansions with Viatris*

\$158 Net price / prescription (\$171 Q2 '24)
33% increase vs H1 2023

**Increased balance
sheet and
operational flexibility
H1 2024**

\$8.1M cash and cash equivalents

Accounts Receivable
Financing in place

Added \$5.7M China milestone
monetization with AOP in Q3 24

**Expand global
patient access of
ferric maltol
H1 2024**

Kye Pharmaceuticals (Canada) received
Health Canada approval in August 2024

KP Pharma (Korea) filed New Drug
Application; Pending successful review,
approval in Korea anticipated in 2025

Pediatric study expected to be
completed in 2024

Financial highlights for H1 2024 (unaudited)



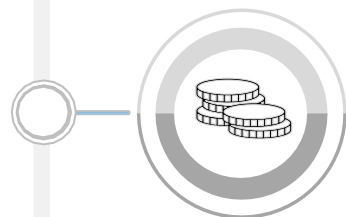
Revenues of \$12.1M (H1 2023: \$3.7M)

- 3.5x increase of ACCRUFeR® net product revenues to \$11.0M (H1 2023: \$3.1M)
- 33% increase in ACCRUFeR® net price per prescription to \$158 (H1 2023: \$119); \$171 per prescription in Q2 2024
- c.65,200 total prescriptions - average quarterly growth of 25% following field expansions with Viatris in Q2 2023
- \$1.1M in revenues primarily from global partners for product sales in Europe (H1 2023: \$0.6M)



Operating Loss of \$15.5M (H1 2023: \$12.6M)

- Gross Profit of \$5.5M (H1 2023: \$1.7M); growth driven by increase in ACCRUFeR® revenues
- Selling, general and administrative expenses of \$18.8M (H1 2023: \$17.1M); increase driven primarily by US salesforce expansion supporting the launch of ACCRUFeR®
- Research and development expenditure of \$0.8M (H1 2023: \$0.4M)¹



Cash and Cash Equivalents of \$8.1M (YE 2023: \$13.9M)

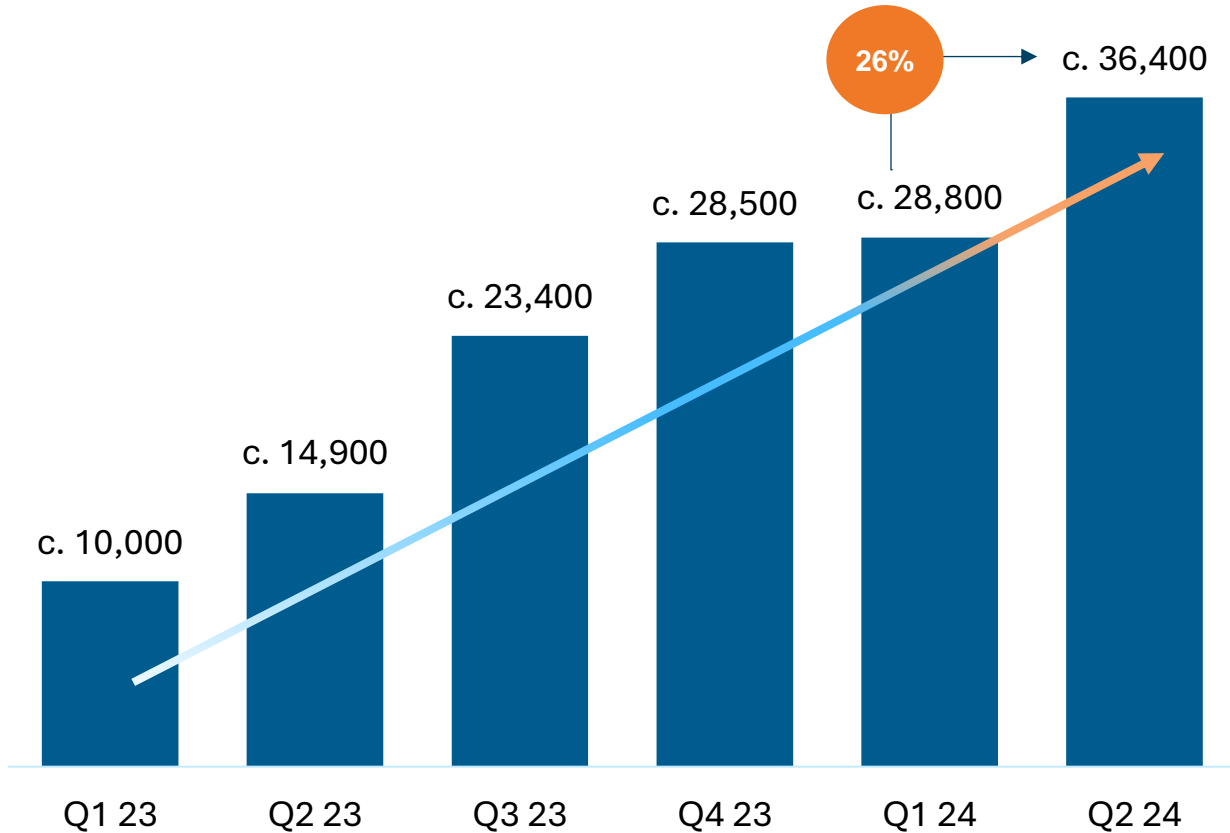
- \$10.0M AR financing² with Sallyport Commercial Finance secured by ACCRUFeR® AR, effective 30 April 2024
- Amended existing \$20.0M debt facility agreement with SWK Funding LLC with more favourable loan covenant terms
- Post-Period End: \$5.7M monetisation agreement with AOP Health

¹ In addition, \$1.5M (H1 2023: \$1.5M) of development expenditure was recorded directly to the balance sheet in accordance with the underlying conditions for capitalization spent in connection with the ongoing pediatric study

² Accounts Receivable (AR) financing with Interest rate of WSJ Prime + 3.0% on funds deployed

Robust increase in ACCRUFER[®] prescriptions in Q2 2024

ACCRUFER[®] TRx 2023 - 2024
Quarterly



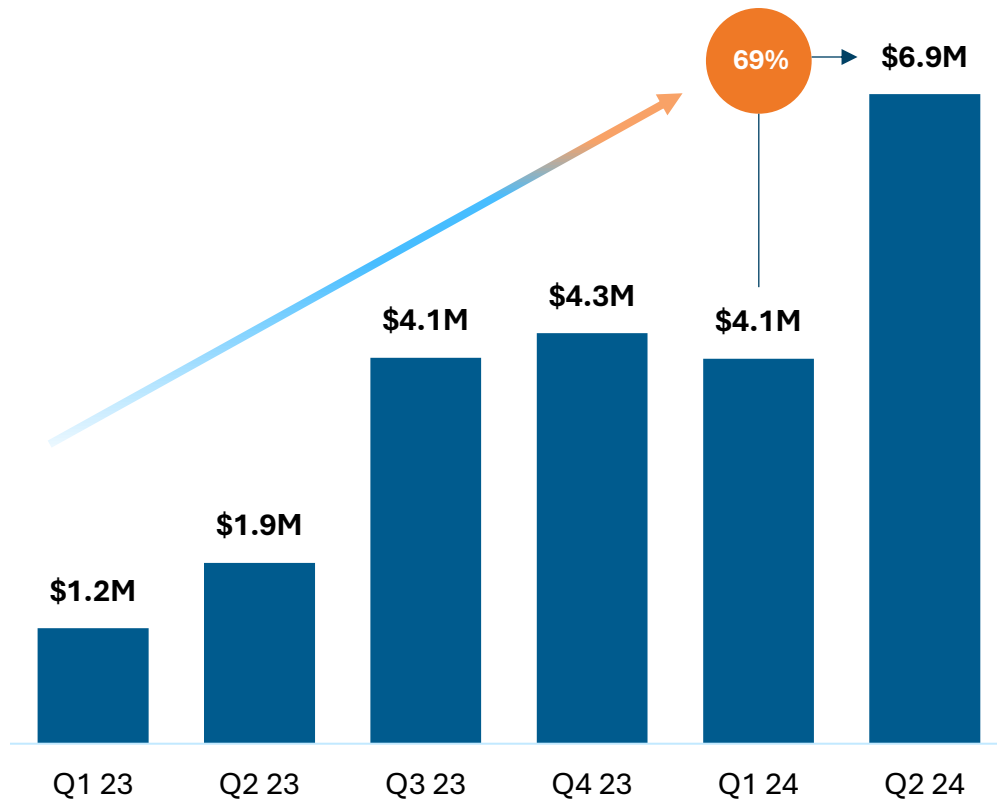
Continued focused execution by the combined Shield-Viatris field sales teams

Average quarterly growth of 25% following field expansions with Viatris in Q2 2023

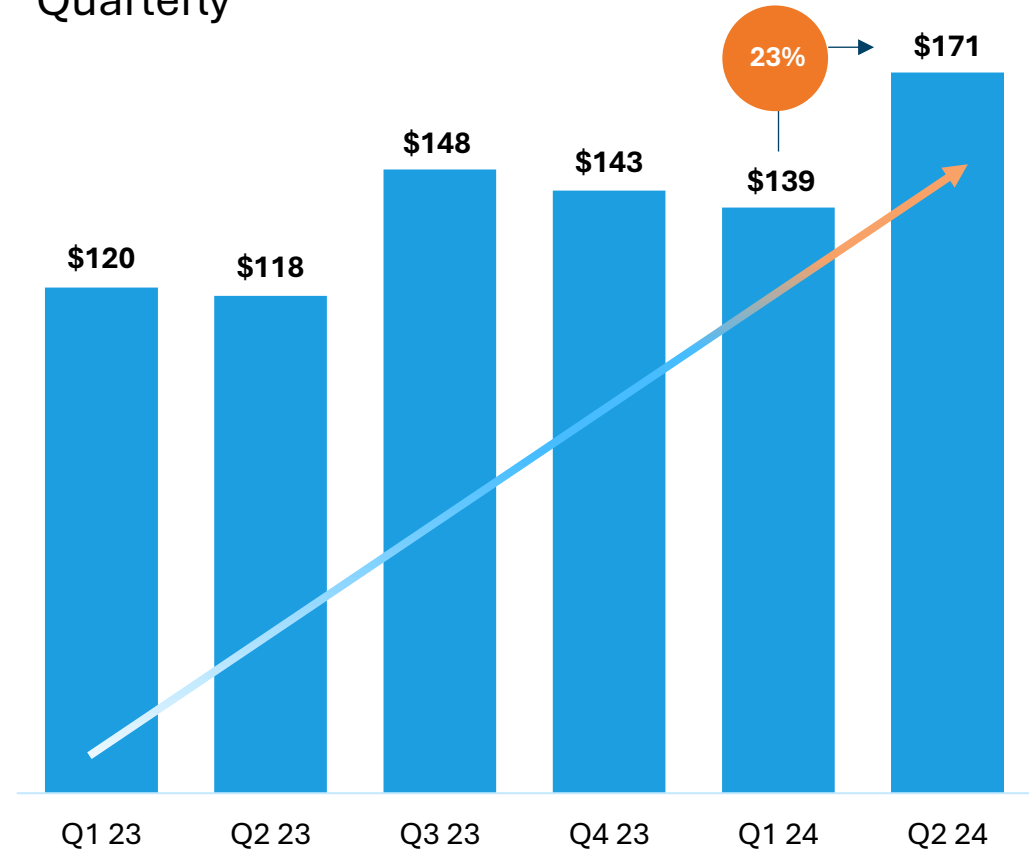
Growth primarily driven in large States such as California, Florida, New York, and Texas

69% sequential Q2 2024 ACCRUFER[®] revenue growth driven by robust increases in prescriptions and average net selling price per Rx

ACCRUFER[®] Net Revenues 2023 - 2024 Quarterly



ACCRUFER[®] Net Price Per Script 2023 - 2024 Quarterly



\$8.1M Cash Balance at H1 2024 excluding \$5.7M from milestone monetization



\$20M Term Loan

Sept. 2028 maturity

Interest rate SOFR + 9.25%

Nine quarters interest only periods

6.5% final payment fee

Secured by all assets

Minimum liquidity and minimum revenue targets¹ covenants



\$10M AR Factoring

Through Apr 2025, extendable to 2026

Advance rate on eligible ACCRUFeR[®] receivables

Interest rate of WSJ Prime + 3.0%

Secured by AR and Inventory

\$1.0M in restricted cash



\$5.7M Milestone Monetization

Monetization of \$11.4M milestone upon ACCRUFeR[®] approval in China

ACCRUFeR[®] approval in China expected by YE 2026

Secured by the ASK Milestone²

¹ The minimum revenue targets are \$16.5m, \$22.5m, \$31.5m, \$38.9m, and \$45.7m in Q2 2024, Q3 2024, Q4 2024, Q1 2025, and Q2 2025+. AR = Accounts Receivable

² If the Approval Milestone has not been triggered by 31 December 2026, the Advance (\$5.7m) plus interest at the rate of SOFR+9.25% and an exit fee of 6.5% of the Advance will be payable by Shield to AOP

Shield Therapeutics

Fast Growing, Mission Driven, Speciality Pharmaceutical Company



- **Vast market opportunity with significant revenue potential**
- **ACCRUFer[®]/FeRACCRU[®] (ferric maltol) approved by the FDA, EMA, and Health Canada**
- **Shield-Viatrix partnership driving growth in ACCRUFer[®] prescriptions, net revenue and net selling price in the US**
- **Global partnerships continue to progress at a steady pace with anticipated milestones and double-digit royalties**
- **Increased balance sheet and operational flexibility**



Thank You!

Anders Lundstrom –Chief Executive Officer*
Santosh Shanbhag – Chief Financial Officer

www.shieldtherapeutics.com

